

Leading software producer in Europe

- Focus on **proprietary software and services**
- Provider and developer of **core sector-specific software**
- Organic growth and through M&A, **~170 acquisitions** since 2004
- Asseco Group companies are listed on the **WSE, NASDAQ and TASE**

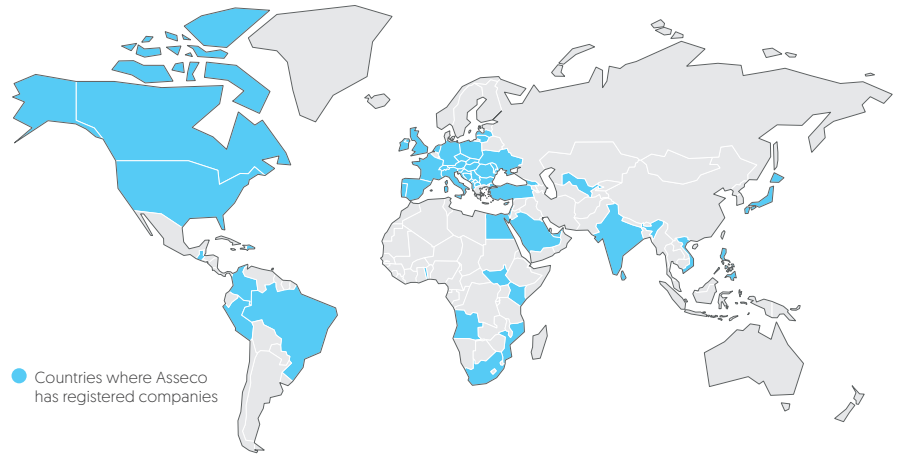
Why Asseco?

- Robust business **diversification**
- **Strong** financial performance and **stable** liquidity position
- Attractive **dividend policy**

Asseco's global presence

Asseco companies are located in **~60 countries**

#1 in South Eastern Europe, Central and Eastern Europe and Israel



Asseco in numbers

35 years
of experience

PLN 16.3 bn
market cap¹

~170
acquisitions since 2004

PLN 16.8 bn
revenues in 2025

75%
revenues from proprietary software and services in 2025

PLN 4.9 bn
in dividends paid since 2004

¹ As at May 26, 2025

Consistently executed development strategy

Asseco's **strategy** is focused on building long-term **value for stakeholders**. It is based on two pillars:

- development of **proprietary** software and services
- increasing the scale of operations through **acquisitions**

Unique business model

Global Thinking

- Exchange of **knowledge** and **experience** across the Group
- **Quick adaptation** to market changes
- Leveraging **international brand** and **strong market position**

Local insight

- Access to **locally well-known** IT solutions
- Knowledge of **unique environment** of individual markets
- Access to **local teams of employees**

Comprehensive market offering

Dedicated solutions

- Intellectual property rights remain in the hands of customers
- Expert sector knowledge and experience allow to create customized solutions
- **Customers:** public institutions, enterprises

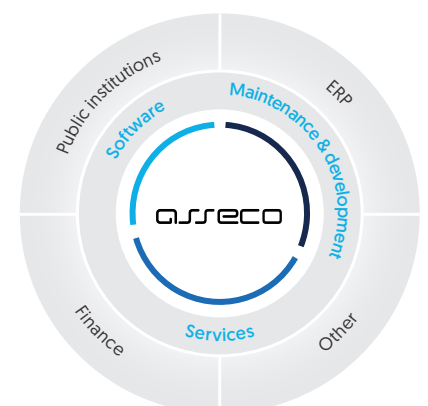
Comprehensive solutions for sectors

- Based on intellectual property rights owned by Asseco
- Possibility of partial customization
- **Customers:** various sectors of the economy (among others: banking, finance, healthcare, energy, local administration)

Standard Packages

- Based on the intellectual property rights of Asseco
- **Customers:** large enterprises, SMEs

Solutions available in on-premises, cloud and hybrid models



Experienced management team




Adam Góral
Founder & CEO, Asseco Group
 Leader of the Asseco Group for 35 years. Awarded the "35th Anniversary Vector." Recipient of the "Bull and Bear" award in the "Capital Market Personality" category




Rafał Kozłowski
CEO, Asseco Enterprise Solutions
 Over 20 years of experience at Asseco. Member of the Board of Directors of Asseco International, CEO of Asseco Enterprise Solutions and Vice President of the Management Board of Asseco Poland



Karolina Rzońca-Bajorek
CFO, Asseco Group
 CFO of Asseco Poland and the Asseco Group. Highly experienced with 14 years of involvement at Asseco



Jozef Klein
CEO, Asseco International
 Over 20 years with Asseco. Leader of the Asseco International segment for 8 years. Chairman of the Board of Directors of Asseco Central Europe



Guy Bernstein
CEO, Formula Systems
 Formula Systems leader for 19 years. For 17 years, the leader of the Formula Systems segment



Piotr Jeleński
CEO, Asseco South Eastern Europe
 Over 20 years of experience with Asseco. Responsible for overall strategy in payment segment. Broad experience in establishing new ventures in different countries

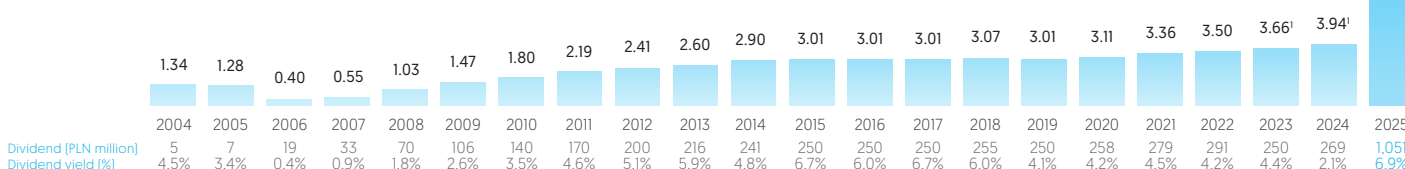
Strong financial profile

Financial highlights (PLN million)	2021	2022	2023	2024	2025	Q1 2026
Revenues	12,711.2	15,249.0	14,743.9	15,020.1	16,779.8	4,399.4
EBITDA	1,822.2	2,233.0	2,036.5	2,169.8	2,355.7	694.6
EBITDA margin	14.3%	14.6%	13.8%	14.4%	14.0%	15.8%
EBIT	1,219.5	1,534.5	1,325.8	1,458.1	1,615.0	512.6
non-IFRS EBIT ¹	1,466.6	1,643.8	1,581.1	1,704.9	2,037.4	574.7
Non-IFRS EBIT margin ¹	11.5%	10.8%	10.7%	11.4%	12.1%	13.1%
FCF ² (LTM)	787.3	1,284.4	1,899.3	1,796.4	2,486.0	185.5
Profits attributable to shareholders of the parent company						
Net profit	468	502	483	520	1,139	228
Non-IFRS net profit ¹	516	553	532	576	742	224
Net profit per share (PLN) ³	5.63	6.05	5.82	6.26	13.72	2.75

1. Non-IFRS figures include adjustments for amortization charges on intangible assets recognized in purchase price allocation (PPA), for the costs of share-based payment transactions with employees (SBP), for financial income and expenses recognized in company acquisitions/disposals (M&A), as well as for the impact of hyperinflation (AsEE Group), inclusive of all related tax effects. 2. FCF = |CFO BT| - |CAPEX| - |leasing expenses|. 3. Calculated on the basis of total shares, including treasury shares.

PLN 4.9 billion in dividends paid out

Dividend per share (PLN)



1. Dividend per share, excluding treasury shares.

Asseco on the capital market

Total number of shares	83,000,303
GPW ticker	ACP
Tickers: Reuters, Bloomberg	ACPP:WA, ACP:PW
Total shareholder return since IPO ¹	988%
Market cap ¹	PLN 16,305 million
Presence in indexes	WIG30, WIG30TR, mWIG40, WIG140, WIG, WIGdiv, WIG-Poland, WIG-informatyka, WIGtech, WIGtechTR

1. As at May 26, 2026. 2. Own shares purchased under the share buyback program announced on September 6, 2023.

Shareholding structure

