

Leading software producer in Europe

- Focus on **proprietary software and services**
- Provider and developer of **core sector-specific software**
- Organic growth and through M&A, **+160 acquisitions** since 2004
- Asseco Group companies are listed on the **WSE, NASDAQ and TASE**

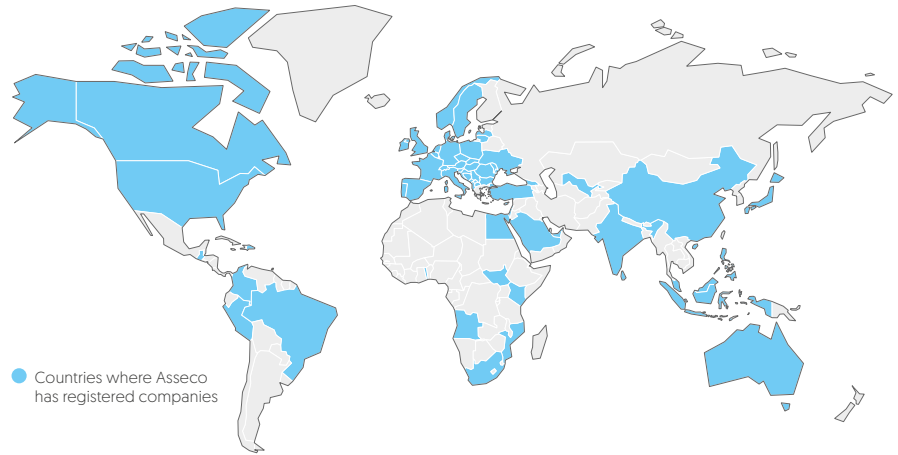
Why Asseco?

- Robust business **diversification**
- **Strong** financial performance and **stable** liquidity position
- Attractive **dividend policy**

Asseco's global presence

Asseco companies are located **in 65 countries**

#1 in South Eastern Europe, Central and Eastern Europe and Israel



Asseco in numbers

+30 years
of experience

PLN 16.2 bn
market cap¹

+160
acquisitions since 2004

PLN 15.0 bn
revenues in 2024

79%
revenues from proprietary software and services in 2024

PLN +3.8 bn
in dividends paid since 2004

1. As at November 28, 2025

Consistently executed development strategy

Asseco's **strategy** is focused on building long-term **value for stakeholders**.

It is based on two pillars:

- development of **proprietary** software and services
- increasing the scale of operations through **acquisitions**

Unique business model

Global Thinking

- Exchange of **knowledge** and **experience** across the Group
- **Quick adaptation** to market changes
- Leveraging **international brand and strong market position**

Local insight

- Access to **locally well-known** IT solutions
- Knowledge of **unique environment** of individual markets
- Access to **local teams of employees**

Comprehensive market offering

Dedicated solutions

- Intellectual property rights remain in the hands of customers
- Expert sector knowledge and experience allow to create customized solutions
- **Customers:** public institutions, enterprises

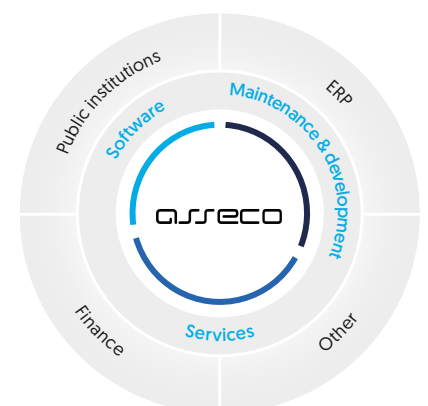
Standard Packages

- Based on the intellectual property rights of Asseco
- **Customers:** large enterprises, SMEs

Comprehensive solutions for sectors

- Based on intellectual property rights owned by Asseco
- Possibility of partial customization
- **Customers:** various sectors of the economy (among others: banking, finance, healthcare, energy, local administration)

Solutions available in on-premises, cloud and hybrid models



Experienced management team



Adam Góral

Founder and CEO of the Asseco Group


Leader of the Asseco Group for 34 years. Economic Personality of 2022. Awarded in the Forbes "50 after 50" list



Rafał Kozłowski

CEO, Asseco Enterprise Solutions

Over 20 years of experience at Asseco. Member of the Board of Directors of Asseco International, CEO of Asseco Enterprise Solutions and Vice President of the Management Board of Asseco Poland



Karolina Rzońca-Bajorek

CFO, Asseco Grupu


CFO of Asseco Poland and the Asseco Group. Highly experienced with 13 years of involvement at Asseco



Jozef Klein

CEO, Asseco International

Over 20 years with Asseco. Leader of the Asseco International segment for 7 years. Chairman of the Board of Directors of Asseco Central Europe



Guy Bernstein

CEO, Formula Systems

Formula Systems leader for 18 years. For 16 years, the leader of the Formula Systems segment



Piotr Jeleński

CEO, Asseco South Eastern Europe

Over 20 years of experience with Asseco. Responsible for overall strategy in payment segment. Broad experience in establishing new ventures in different countries

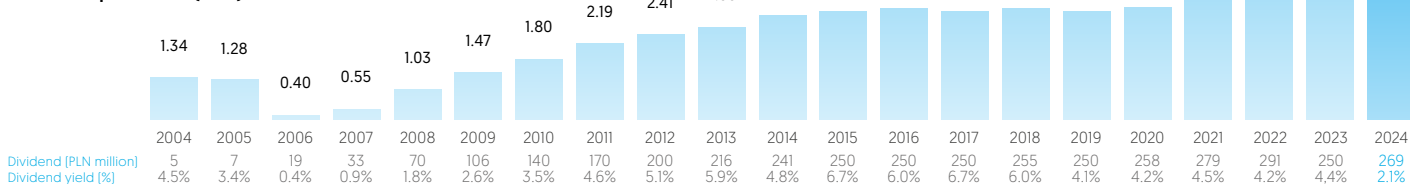
Strong financial profile

Financial highlights (PLN million)	2021	2022	2023	2024	Q1-Q3 2025
Revenues	12,711.2	15,249.0	14,743.9	15,020.1	12,254.5
EBITDA	1,822.2	2,233.0	2,036.4	2,169.7	1,772.2
EBITDA margin	14.3%	14.6%	13.8%	14.4%	14.5%
EBIT	1,219.5	1,534.5	1,325.9	1,458.0	1,213.3
non-IFRS EBIT ¹	1,466.6	1,643.8	1,580.1	1,704.8	1,445.3
Non-IFRS EBIT margin ¹	11.5%	10.8%	10.7%	11.4%	11.8%
FCF ² (LTM)	787.3	1,284.4	1,899.1	1,796.6	2,060.3
Profits attributable to shareholders of the parent company					
Net profit	468	502	483	520	453
Non-IFRS net profit ¹	516	553	532	576	516
Net profit per share (PLN) ³	5.63	6.05	5.82	6.26	5.46

1. Non-IFRS figures include adjustments for: the cost of amortization of intangible assets recognized under the combination settlement (PPA), the costs of share-based payment transactions with employees (SBP), and the revenues and costs resulting from the transactions of purchase and sales of companies (M&A) and the impact of hyperinflation. 2. FCF = [CFO BT] - [CAPEX] - [leasing expenses]. 3. Calculated on the basis of total shares, including treasury shares.

Over PLN 3.8 billion in dividends paid out

Dividend per share (PLN)



1. Dividend per share, excluding treasury shares.

Asseco on the capital market

Total number of shares	83,000,303
GPW ticker	ACP
Tickers: Reuters, Bloomberg	ACPP:WA, ACP:PW
Total shareholder return since IPO ¹	932%
Market cap ¹	PLN 16,152 million
Presence in indexes	WIG30, WIG30TR, mWIG40, WIG140, WIG, WIGdiv, WIG-Poland, WIG-informatyka, WIGtech, WIGTechTR

1. As at November 28, 2025. 2. Own shares purchased under the share buyback program announced on September 6, 2023.

Shareholding structure

